


BOY SCOUT/VARSITY SCOUT UNIFORM INSPECTION SHEET

OFFICIAL PLACEMENT OF INSIGNIA

SHOULDER EPAULETS AND LOOPS



RIGHT SLEEVE

LEFT SLEEVE

Conduct uniform inspection with common sense; the basic rule is neatness.

Merit Badge Sash. If worn, merit badges are attached to front (and back, if needed) of sash. Venture/Varsity letter is attached at bottom front corner. Temporary insignia may be worn on back.


Shoulder Epaulets. Red shoulder loops identify Boy Scouting (all members of a troop). Blaze (orange) loops identify Varsity Scouting.

Left Sleeve. Council patches, unit numeral, and badge of office are worn as shown snug up, and touching each other. Badge of office is centered below and touches unit numeral. The veteran unit bar (25, 50, 55, 60, 65, 70, 75, or 80 years) is positioned above and touching troop numeral and in turn touching council patch. Den chief cord is worn over the left shoulder and under epaulet.

Left Pocket. Service stars above the pocket. If a medal or embroidered knot for youth members is worn, service stars are raised. Embroidered square knots are worn centered above the pocket in rows of three. Not more than five medals may be worn, pinned centered immediately above the pocket (extending over knots if both are worn). The wearing sequence for knots or medals is at the wearer's discretion and lead color is to the wearer's right. Badges of rank are worn centered on the pocket above the Arrow of Light Award. Flap buttoned. The World Crest is worn centered horizontally over the left pocket and vertically between the left shoulder seam and the top of the pocket.


Right Sleeve. U.S. flag. Only the most recently earned Quality Unit Award may be worn below patrol emblem or below National Honor Patrol star. Musician badge, if in band or drum corps, is worn 1/2 inch below patrol emblem.

Right Pocket. Jamboree insignia (only one) worn above BSA or interpreter strip. Order of the Arrow lodge insignia worn on pocket flap. Temporary insignia worn centered on the pocket. Flap buttoned. The Varsity or Venture strip is worn above the BSA strip or above the interpreter strip. Nameplate, if worn, is centered above the BSA strip, interpreter strip, and Venture or Varsity strip.



RIGHT POCKET

LEFT POCKET



SHOULDER SEAM



Position above diagram on left sleeve to guide you on proper placement of insignia.

The Scouting Seal Is Your Guarantee of Quality, Excellence, and Performance.

OVER

**BOY SCOUT/VARSITY SCOUT
UNIFORM INSPECTION SHEET**

General Appearance. Allow 4 points for each: (1) good posture, (2) clean face and hands, (3) hair combed, (4) neatly dressed, (5) clean fingernails.
20 pts.

Headgear. All troop members must wear the headgear chosen by vote of the troop/team.
5 pts.

Shirt and Neckwear. Official long- or short-sleeve tan shirt with red or blaze orange shoulder loops on epaulets. The troop/team may vote to wear a neckerchief, bolo tie, or no neckwear. In any case, the collar should be unbuttoned. The troop/team has the choice of wearing the neckerchief over the turned-under collar or under the open collar.
20 pts.

Belt. Olive web with BSA insignia on brass buckle; or official leather with international-style buckle or buckle of your choice, worn only if voted by the troop/team. Members wear one of the belts chosen by vote of the troop/team.
5 pts.

Pants/Shorts. Official, olive, pressed; no cuffs. (Units have no option to change.)
15 pts.


Socks. Official olive-colored mid-calf-length socks with red tops worn with official shorts or trousers. (Long socks are optional with shorts.)
5 pts.

Shoes. Leather or canvas, neat and clean.
5 pts.

Registration. Current membership card or temporary certificate on person.
5 pts.

Insignia. Correct placement left pocket, 5 points; right pocket, 5 points; left sleeve, 5 points; right sleeve, 5 points.
20 pts.

UNIFORM POINTS	<input type="text"/>
INSIGNIA POINTS	<input type="text"/>
TOTAL POINTS	<input type="text"/>
<i>PERFECT SCORE 100 POINTS</i>	



For more information about insignia, see *Insignia Guide*, No. 33066.

UNIFORM INSPECTION SCORE

Name _____ Troop/Team No. _____

#34283A



7 30176 34283 2

Patrol/Squad _____

34283A
2007 Boy Scouts of America

Position diagram of insignia (see above) right on pocket to guide you on proper placement.

OUR UNIT INSPECTION
WILL BE HELD ON _____

BRING THIS FORM
WITH YOU

OVER